



FRANKLIN COUNTY

SCHOOL SYSTEM SNAPSHOT: 2021 EDITION*


P.O. Box 610 | Russellville, AL 35653 | (256) 332-1360


Superintendent

Greg Hamilton






Board Members

Kacey Johnston, Larry P. Cochran, Terry O'Neal Welborn, Shannon Oliver, Ralton Baker

 **\$2,617,227**
Cost of One Month's
Operation/General Fund

 **1.46**
Number of Months
Reserve Balance

By the Numbers

	Schools ¹	9
	Students/ADM ²	3,582
	Free & Reduced Lunch.....	30%
	Community Eligibility Program.....	37%
	Number of Route Buses ³	52
	Buses 10 yrs. old or less.....	94%
	Students Bused.....	1,931
	Full-Time Employees.....	496
	Teachers.....	243
	Principals/ Assistant Principals.....	13
	Counselors.....	11
	Librarians.....	8
	Other Certified Employees.....	10
	Support Personnel.....	211

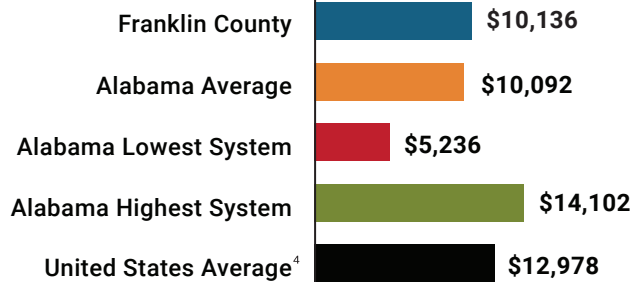
¹ Schools with enrollment, including Alternative and Career Technical Education

² Average Daily Membership

³ Data collected in FY19 and used for FY21 funding

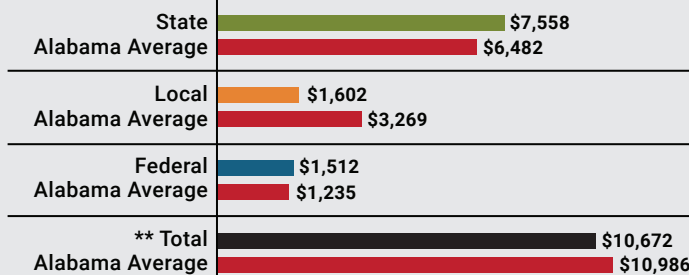
⁴ 2019-2020 NEA Rankings of the States

Total Per-Pupil Expenditures (PPE)



Per-Pupil Revenue Sources

Franklin County Revenue Sources



13
STATE
RANK

126
LOCAL
RANK

47
FEDERAL
RANK

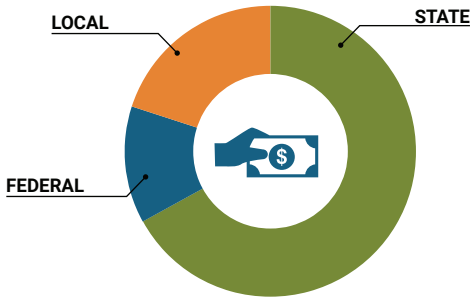
OVERALL SYSTEM RANK 83

** Total Revenue Among 137 School Systems

* THIS REPORT INCLUDES FISCAL YEAR 2019 DATA

School System Revenue

How was your school system funded?¹



\$27,074,494	STATE	66%
\$5,414,253	FEDERAL	13%
\$8,346,333	LOCAL	20%
\$1,682,720	Local 10-Mill Match	
\$6,663,613	AVAILABLE LOCAL REVENUE	

VALUE OF 1-MILL For Your School System

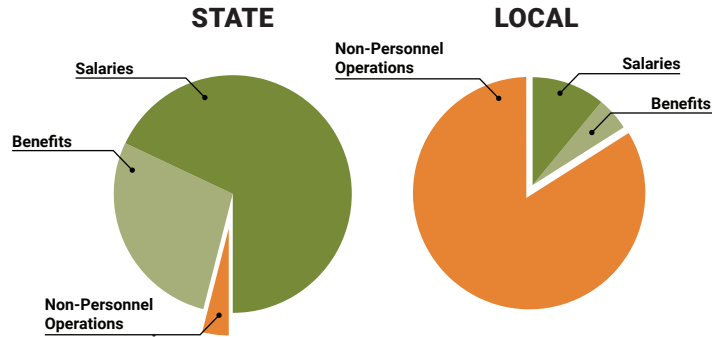
\$168,272

School System Spending

How did your school system spend state & local dollars?¹

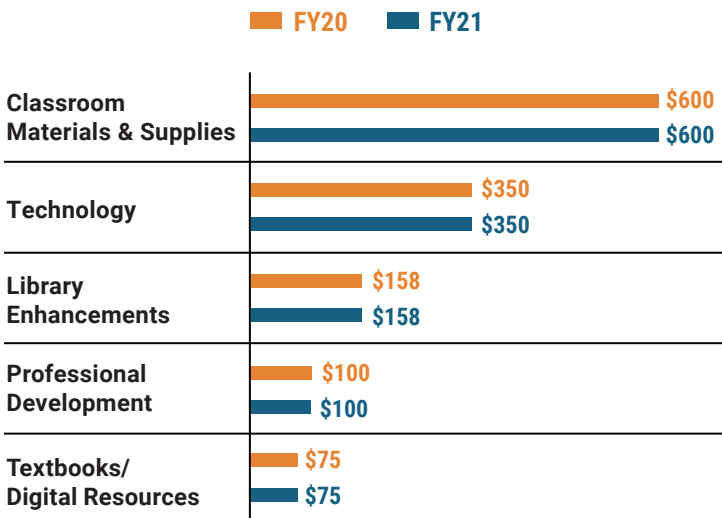
	STATE SPENDING ^{2,3}	LOCAL SPENDING ²
Salaries	\$17,859,703	\$618,798
Benefits	\$7,235,732	\$286,446
Non-Personnel Operations	\$1,053,025	\$4,649,302
TOTAL	\$26,148,460	\$5,554,547

- ¹ Revenues and expenditures may contain nominal variances
² Does not include debt service or capital outlay
³ Includes 10-mill match
⁴ Such as utilities, operations & maintenance, etc.



Only 4% of state funding is available for non-personnel expenditures⁴

Instructional Support



Educational Advancement & Technology Fund⁵

FY20	\$861,501
FY19	\$967,508
FY18	\$192,666

⁵ These one-time supplemental funds may be used for repairs and deferred maintenance, classroom instructional supplies, insurance for facilities, transportation, technology and school safety measures.

System Debt

TOTAL DEBT⁶	DEBT PER STUDENT
\$15,542,396	\$4,339

⁶ The debt totals in system audit reports may differ due to audit adjustments.



ALABAMA ASSOCIATION OF SCHOOL BOARDS

Sally Smith, J.D.
Executive Director

Lissa Tucker, J.D.
Director of Government Relations

43 South Jackson Street
Montgomery, Alabama 36104

1-800-562-0601 | AlabamaSchoolBoards.org

@AlaSchoolBoards Facebook.com/AlabamaSchoolBoards